## SECTIUNE A-A / SECTION A-A
Sc. 1:100

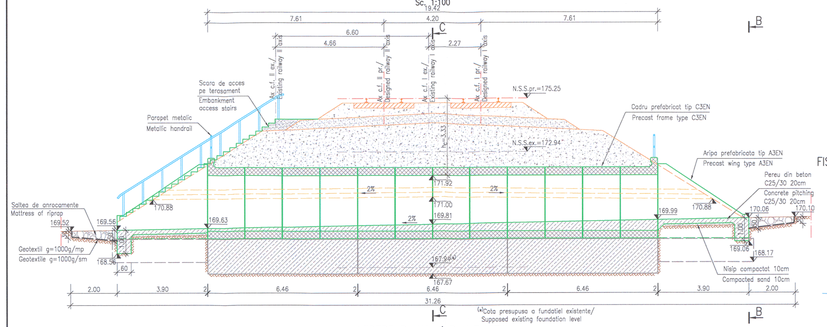


## FISA FORAJ / BOREHOLE
Sc. 1:100

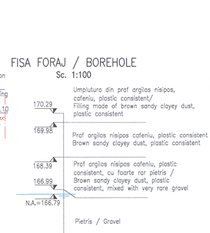


## SECTIUNE B-B / SECTION B-B
Sc. 1:100

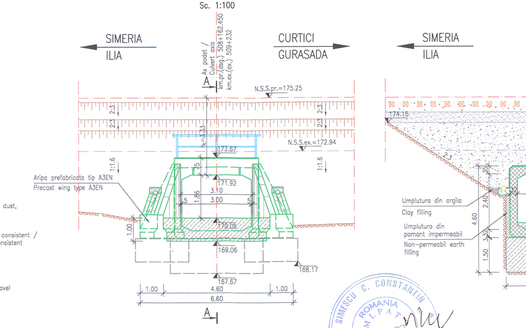


## SECTIUNE C-C / SECTION C-C
Sc. 1:100




## VEDERE PLANA / PLANE VIEW
Sc. 1:100

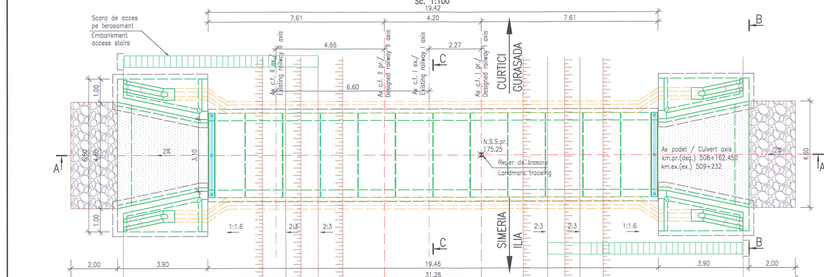


## PLAN FUNDATII / FOUNDATION PLAN
Sc. 1:100

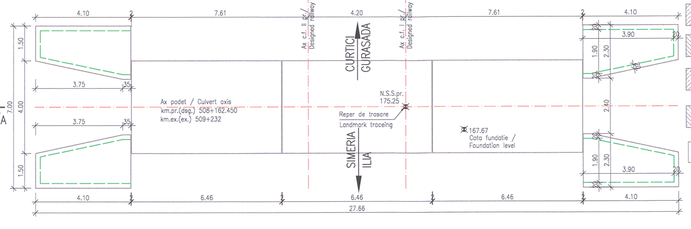


## LEGENDA BETOANELOR/CONCRETE LEGEND conform NE 012-1:2007/SR EN 206-1

- BETON C35/45 – Clasa de expunere XC4+XD1+XF3, agregate Dmax 22. ELEMENTE PREFABRICATE/PREFABRICATED ELEMENTS
- BETON C25/30 – Clasa de expunere XC2+XF1+XA1, agregate Dmax 22. FUNDATII DIRECTE/DIRECT FOUNDATIONS
- BETON C25/30 – Clasa de expunere XC4+XF1+XM1, agregate Dmax 16. SAPA DE PROTECTIE A HIDROIZOLATIEI/ WATERPROOFING PROTECTION
- BETON C25/30 – Clasa de expunere XC4+XF3+XA1, agregate Dmax 22. PEREU SI SCARI DE ACCES/ PITCHING, ACCES AND STAIRS
- BETON C16/20 – Clasa de expunere X0+XF3, agregate Dmax 16. UREN, BETON DE PANTA DRAINAGE, SLOPE, LEAN CONCRETE

CONVOI DE CALCUL LM71
CALCULATION CONVOY LM71

NOTA1:
1. Prezentul plan s-a întocmit în baza urmatoarelor date:
– ridicarea topografica;
– studiu hidraulic;
– studiu geotehnic;
– date culese pe teren.
2. Pentru constructia podetului se vor executa urmatoarele lucrari:
– Inlocuirea podului existent, în scopul amplasamentului, cu un podet nou tip C3EN;
– Racordarea podetului nou cu terasamentul cu ciripi prefabricate tip A3EN în aval si amonte.
– Parapet din tavea metalica pe timpene;
– Protectia albiei în zona podetului cu pereu din beton;
– Impermeabilizarea suprafetelor din beton vizibile
3. La executie se vor respecta cu stricletate prevederile din "Codul de practica pentru executarea lucrarilor din beton, beton armat si beton precomprimat",indicativ NE 012–2007, NE 013–2002 din "Instructiunile tehnice privind procedeele de remediere a defectelor pentru elementele de beton si beton armat" indicativ C149–87, din "Normativul pentru verificarea calitatii si receptia lucrarilor de constructii aferente" indicativ C56–85 si a Caietului de Sarcini.

NOTE1:
1. This plan has been drawn up on the basis of the following data:
– topo layout;
– the hydraulic study;
– the geotechnical study;
– acquisition of data to area.
2. In order to execute the culvert, the next works will be carried on:
– Replacement of the existing bridge on the same location with a new culvert type C3EN;
– Connection of the new culvert to the embankments with precast wings type A3EN in downstream and upstream;
– Parapet made of metallic pipe on the tympans;
– Protection of the riverbed in the area of the culvert by help of concrete pitching;
– Connection of the new culvert with the embankment by help of precast wings type A3EN downstream and connection to the existing situation from upstream;
– Coating all visible concrete surfaces
3. There will be strictly respected the provisions from "Practice code for plain concrete, reinforced concrete and prestressed concrete works execution" ind. NE012–99, NE013–2002 "Practice code for plain concrete, reinforced concrete and prestressed concrete prefabricated elements execution" ind. NE013–2002, from "Technical instructions regarding the fixing procedures for concrete and reinforced concrete elements" C149–87, from "Normative for quality checking and works reception for different construction" ind. C56–85 and Technical Specifications of this project.

NOTA2:
1. Conform H.G. 766/1997 lucrarea se incadreaza in categoria "B" a constructiilor de importanta deosebita.
2. Proiectul va fi verificat de verificatori atestati MLPAT la exigentele A.4, B.2 si D.2.

NOTE2:
1. Complying with H.G. 766/1997 this structure belongs to category "B" of importance.
2. The project will be verified at A.4, B.2 and D.2 requirements.

NOTA3:
Pentru trasarea lucrarilor se vor folosi ca repere in plan axele liniilor c.f. iar ca repere de nivel cota NSS(Pr.) 175.25m.

NOTE3:
For setting out the works, the axes of the railway lines will be utilised as reference marks in plan and the NSS(Deg.)(top of the rail) of 175.25m.

NOTA4:
Orice neconcordanta intre elementele evuite in vedere la elaborarea prolectului si teren va fi anunitata proiectantului pentru adaptare la situatia existenta.

NOTE4
Any incongruity between the elements considered when preparing the design and the site will be announced to the designer for adaptation to the existent situation.

NOTA5:
Elementele prefabricate trebuie so corespunda cerintelor din SREN 206–1/2002.

NOTE5:
The precast elements have to observe the requirements specified in SREN 206–1/2002

OBSERVATIE: Pe toate suprafetele din beton in contact cu pamantul se vor aplica 2 straturi de emulsie din bitum filerizat.
ATENTIE: All concrete surfaces in contact with soil will be coated with 2 bituminouse layers.

## PLANURI DETALII GENERALE / GENERAL DRAWING DETAILS

| | | | | | | | | | | | | | | |
|---|---|---|---|---|---|---|---|---|---|---|---|---|---|---|
| ACOPERIRE ROSTURI ELEMENTE PREFABRICATE / JOINTS COVERING PRECAST ELEMENTS | P | T | 0 | 3 | 0 | 2 | 0 | 0 | P | 0 | 0 | 0 | 1 | |
| HIDROIZOLATIE SI SISTEM DE DRENARE PODETE / WATERPROFITING AND DRAINAGE SYSTEM CULVERTS | P | T | 0 | 3 | 0 | 2 | 0 | 0 | P | 0 | 0 | 0 | 2 | |
| PARAPET METALIC PODETE / METALLIC HANDRAIL CULVERTS | P | T | 0 | 3 | 0 | 2 | 0 | 0 | P | 0 | 0 | 0 | 3 | |
| PLAN COFRAI CADRU TIP C3EN_m / SHUTTERING PLAN FRAME TYPE C3EN_m | P | T | 0 | 3 | 0 | 2 | 0 | 0 | P | 0 | 0 | 1 | 1 | |
| PLAN COFRAI CADRU TIP C3EN_c / SHUTTERING PLAN FRAME TYPE C3EN_c | P | T | 0 | 3 | 0 | 2 | 0 | 0 | P | 0 | 0 | 1 | 2 | |
| PLAN COFRAI ARIPA TIP A3EN / SHUTTERING PLAN WING A3EN TYPE | P | T | 0 | 3 | 0 | 2 | 0 | 0 | P | 0 | 0 | 1 | 5 | |
| SCARA DE ACCES SI BALUSTRADA METALICA / ACCESS STAIRS AND METALLIC BALUSTRADE | P | T | 0 | 3 | 0 | 2 | 0 | 0 | P | 0 | 0 | 2 | 2 | |
| FUNDATIE PREFABRICATA PENTRU POZURI PROVIZORII / PREFABRICATED FOUNDATION FOR TEMPORARY BRIDGES AND PROPPING–UP DETAILS FOR TEMPORARY BRIDGES | P | T | 0 | 3 | 0 | 2 | 0 | 0 | P | 0 | 0 | 2 | 3 | |

ROMANIA M.L.P.A.T. Nr. 07230 AA. BA. DA. VERIFICATOR PROIECTE
RACANEL I. - MIHAI - RADU
SIMEDO C. CONSTANTIN ROMANIA M.P.A.T. NR. 110 AA. BA. DA. VERIFICATOR PROIECTE

**Prezentul plan anuleaza si inlocuieste versiunea anterioara**
**This plan cancels and replaces previous version**

| | | | |
|---|---|---|---|
| | | | |
| | | | |
| | | | |
| Verificator / Expert Checker / Expert | Cerinta Requirement | Semnatura Signature | Referat / Expertiza Report / Expertise |

European Investment Bank

MINISTERUL TRANSPORTURILOR

BENEFICIAR / BENEFICIARY :
COMPANIA NAȚIONALĂ DE CĂI FERATE "CFR" SA

| PROIECTANT / DESIGNER: PÖYRY | | | Data Date | Semnatura Signature |
|---|---|---|---|---|
| Aprobat Approved | Sef de echipa Team leader | C. Teodorescu | 01.2013 | |
| Verificat Checked | Expert Cheie Key Expert | R. Tudorașcu | 01.2013 | |
| Subcontractant / Subcontractor VIOTOP | | | | |
| Aprobat Approved | Adjunct Sef de echipa Deputy Team leader | A.M. Baicu | 01.2013 | |
| Proiectat Designed | Inginer Engineer | I. Păunescu | 01.2013 | |

**"Reabilitarea liniei c.f. Frontier à - Curtici - Simeria , parte componentă a Coridorului IV Pan - European pentru circula ția trenurilor cu viteza maximă de 160 km/h"**
**Transonal 3: Gurasada - Simeria**

**"Rehabilitation of the Railway Line Border - Curtici - Simeria , component Part of the IV Pan - European Corridor for the Trains Circulation with maximum speed of 160 km/h"**
**Section 3: Gurasada - Simeria**

*Project 9i 35311.1*

Faza / Phase: PTH+CS / TD+TS

Denumire desen / Drawing name:
DISPOZITIE GENERALA / GENERAL LAYOUT
PODET / CULVERT KM.PR.(DSG.) 508+162.450 KM.EX. 509+232

| Scara / Scale | Revizia / Revision | Cod desen / Drawing Code | Nr / No |
|---|---|---|---|
| 1:100 | 1 / 04.2013 | PT.03.02.21.PO.04.03 | 03 |